

INCINOLET ELECTRIC INCINERATING TOILETS

The Worlds Original Electric Incinerating Toilet

- Requires NO plumbing
- Uses NO water
- Can be used on land or at sea
- Fixed or mobile accommodation
- Odourless, sanitary and easy to use
- Leaves only sterile ash

Hi Tech Pacific Australasia

Telephone: 07 3715 5092

www.hitechpacific.com.au

phillip@hitechpacific.com.au

paul@hitechpacific.com.au

PO Box 3024, Mt Ommaney,
QLD, Australia , 4074



HI-TECHPACIFIC

IMPORTERS, DISTRIBUTORS & MANUFACTURERS

Eliminate On-site Blackwater Issues!

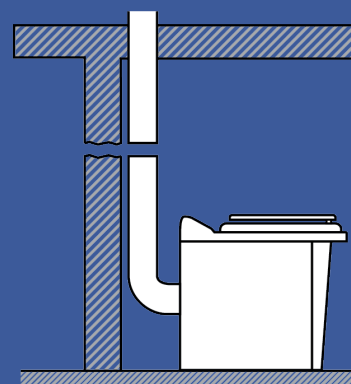

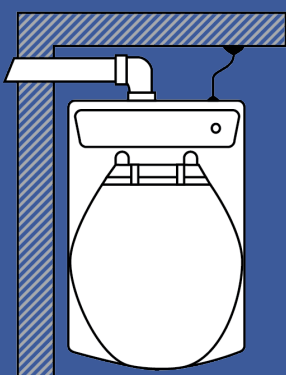
SPECIFICATIONS

Width	380mm
Height	510mm
Depth	610mm
Vent pipe	100mm dia.
Weight	approx 40kg

Models

	WB2000	WB3500
Recommended	Commercial/ Domestic Houseboat/ Workboat	Commercial/ Domestic Houseboat/ Workboat
Capacity	4 people	8 people
Volts	240	240
Watts	2000	3500
Amps	10	20
Warranty (parts only)	2 years	2 years

Installation



1. Set the unit on the floor
2. Connect the vent pipe
3. Plug into electric power
4. Mount bowl liner dispenser on wall near unit

Check website for details and installation manual



AUS/NZ APPROVAL
NUMBER SGS/220746